



# *Capitalising on Complexity*

*Insights from the  
Global Chief Executive  
Officer Study*

*Executive Summary for Australia and New Zealand*



# Introduction

How are leaders responding to a competitive and economic environment unlike anything that has come before? To find out, we held face-to-face interviews with 1,541 chief executive officers, general managers and senior public sector leaders, including 81 respondents from Australia and New Zealand (A/NZ).<sup>1</sup> These conversations offer valuable insight into the agendas and actions of global leaders.

In our past three global CEO studies, CEOs consistently said that coping with change was their most pressing challenge. In 2010, we identified a new primary challenge: complexity. CEOs told us they operate in a world that is increasingly volatile, uncertain and complex. Many shared the view that incremental changes are no longer sufficient.

We carried out extensive statistical and financial analyses, including a comparison of responses from CEOs based on financial performance. Organisations that performed well during both good and bad economic conditions – we call them “Standouts” – approach complexity differently than those that performed less robustly. Figure 1 illustrates how Standout organisations ranked in the top 50 percent for both the long-term period of 2003 to 2008 and the short-term period of 2008 to 2009.

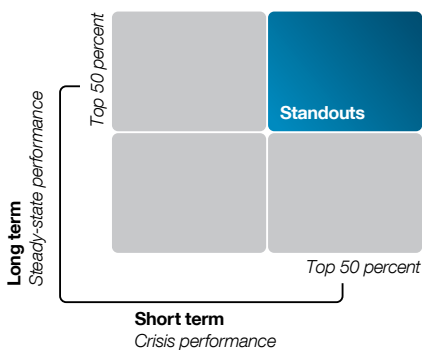
The most successful organisations are using entirely new approaches to tap new opportunities and overcome the challenges to growth. Four primary findings arose from our conversations:

**The vast majority of CEOs anticipate even greater complexity in the future, and more than half doubt their ability to manage it.** But there is a huge disparity between the overall sample and the Standouts, who have turned increasing complexity into financial advantage over the past five years.

**Figure 1**

**Performance analysis framework**

Standouts represent organizations from different industries and from all geographies.



### **CEOs believe creativity is the most important leadership quality.**

Creative leaders encourage experimentation throughout their organisations. They also plan to make deeper business model changes to realise their strategies, take more calculated risks and keep innovating in how they lead and communicate.

### **The most successful organisations co-create products and services with customers, and integrate customers into core processes.**

They adopt new channels to engage and stay in tune with customers, and glean more intelligence from the barrage of available data to make customer intimacy their number-one priority.

### **Better performers manage complexity on behalf of their organisations, customers and partners.**

They do so by simplifying operations and products, and increasing dexterity to change the way they work, access resources and enter markets around the world. Dexterous leaders expect to generate 20 percent more of their future revenues from new sources than other CEOs.

### **A drastically different world**

Increasingly interconnected economies, enterprises, societies and governments have given rise to vast new opportunities. But greater connectivity has also created strong – and too often unknown – interdependencies. The new economic environment, CEOs agree, is substantially more volatile, much more uncertain, and increasingly complex. Interestingly, views on the strength and impact of these shifts differ by vantage point.

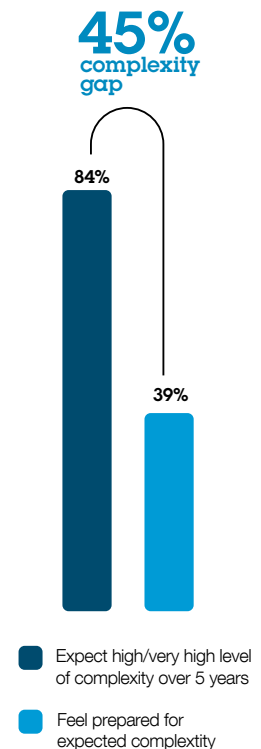
Understanding the sharp differences emerging by region becomes more significant in a world where economies and societies are closely linked. Organisations confront these variations as they increasingly operate across boundaries and across different regions.

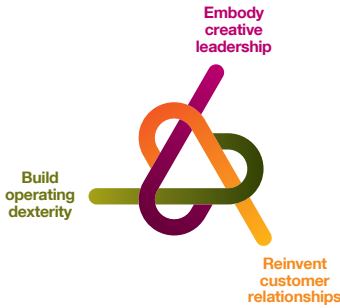
An astounding number of A/NZ CEOs told us they feel ill-equipped to cope with this drastically different world. A full 84 percent expect the level of complexity to grow significantly over the next five years, but only 39 percent believe they know how to deal with it successfully. In short, A/NZ CEOs face a “complexity gap” that poses more serious challenges than any we’ve measured in the eight years we’ve been conducting such research – and the gap is even bigger than it is in any other part of the world.

*Figure 2*

#### **The complexity gap**

A/NZ CEOs anticipate much more complexity than they feel confident about handling.





### Seizing the opportunities

Yet certain organisations have delivered solid business results even in the recent economic downturn – and the people who lead them feel much more prepared for complexity. So, what are these Standouts doing to thrive? Our extensive analysis shows that CEOs who are capitalising on complexity embody creative leadership, reinvent customer relationships and build operating dexterity.

## Embody creative leadership

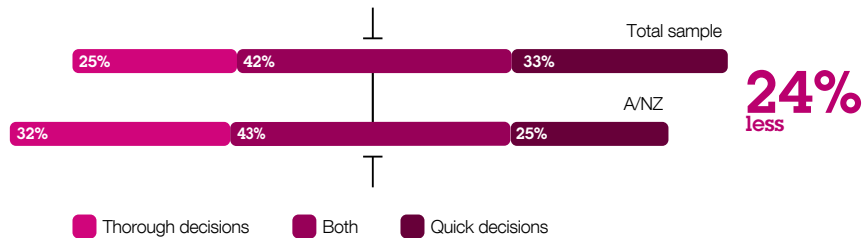
In an uncertain and volatile world, CEOs realise that creativity trumps other leadership characteristics. Creative leaders are comfortable with ambiguity and experiment to create new business models. They invite disruptive innovation, encourage others to drop outdated approaches and take balanced risks. They are open-minded and inventive in expanding their management and communications styles, in order to engage with a new generation of employees, partners and customers.

A/NZ CEOs differ by slightly putting integrity before creative leadership. Nevertheless, they are adept at dealing with ambiguity. Fifty-three percent use iterative strategic planning processes as distinct from formal annual strategy reviews, although only 25 percent favor quick decisions – compared with a global average of 33 percent. A/NZ CEOs are also willing to embrace new management and communication techniques; 71 percent tend to persuade and influence rather than to command and control, while 43 percent prefer managed viral communication to top-down communication.

Figure 3

#### Decision style

A/NZ CEOs are more wary about relying on quick decisions than many of their peers in other regions.



*How will you develop the critical capabilities to enhance creativity among your leadership team?*

*In what ways can you explore, reward and globally integrate diverse and unconventional points of view?*

*How are you challenging every element of your business model to get the most from untapped opportunities?*

*How will you leverage new communications styles, technologies and tools to lead a new generation of talent and encourage breakthrough thinking?*

*“Creativity means new ways of solving tough problems. Many challenges require innovative thinking.”*

**Government CEO, New Zealand**

## Reinvent customer relationships

In a massively interconnected world, CEOs are prioritising customer centricity as never before. Globalisation, combined with dramatic increases in the availability of information, has exponentially expanded customers’ options. CEOs know that ongoing engagement and co-creation with customers produce differentiation. They consider the information explosion immensely valuable in developing deep customer insights.

A/NZ CEOs are especially determined to put customers – or citizens, in the case of public sector leaders – front and centre. “Getting connected” to better understand, predict and give customers what they really want is the top priority for 91 percent. The CEOs in our total sample who put getting closer to customers first on their agendas are also 29 percent more likely than other CEOs to anticipate that the information explosion will have a major impact on their organisations over the next five years, and 18 percent more likely to be using insight and intelligence to realise their strategy.

*How will you engage customers in new ways that increase interest and loyalty to generate new demand and revenue sources?*

*How can you involve customers more effectively and directly in product and service development?*

*Can you hear the voice of your customers through the vast amount of data?  
Can you understand and act upon the information?*

**Figure 4**

### Focus on customer intimacy

Almost all A/NZ CEOs put getting closer to customers at the top of their agendas.

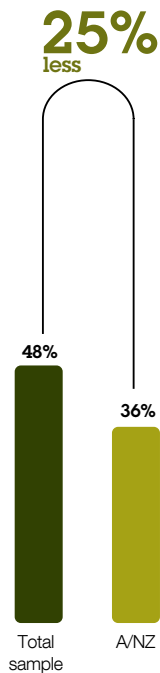


## Build operating dexterity

**Figure 5**

### Plans for simplification

A/NZ CEOs place much less weight than other CEOs on simplifying their products and processes to better manage complexity.



In an increasingly complex world, CEOs are learning to master complexity in countless ways. They are redesigning operating strategies for ultimate speed and flexibility. They are embedding valued complexity in elegantly simple products, services and customer interactions. And they are carefully considering how best to take advantage of global efficiencies while addressing local needs.

Here, however, A/NZ CEOs differ substantially from their peers. Only 36 percent are focusing on simplifying their products and operations to better manage complexity – which is a smaller percentage than in any other geographic area except the United States. That said, 63 percent of A/NZ CEOs are intent on reducing their fixed costs and increasing their variable costs, so that they can rapidly scale up or down.

*In what ways can you simplify processes and develop the agility required to execute rapidly?*

*How can your organisation benefit from taking on more complexity on behalf of customers and citizens?*

*How will you integrate and analyse timely information to gain insight, make quick decisions and enable dynamic course correction?*

*Have you implemented asset and cost flexibility and defined partnering strategies to compete in your chosen markets?*

## How to capitalise on complexity

For A/NZ CEOs and their organisations, avoiding complexity is not an option – the choice comes in how they respond to it. Will they allow complexity to become a stifling force that slows responsiveness, overwhelms employees and customers or threatens profits? Or do they have the creative leadership, customer relationships and operating dexterity to turn complexity into a true advantage?

The combined insight from our 1,541 interviews calls for CEOs and their teams to:

<p><b>Embody creative leadership</b></p> <ul style="list-style-type: none"> <li>• Embrace ambiguity</li> <li>• Take risks that disrupt legacy business models</li> <li>• Leapfrog beyond “tried-and-true” management styles</li> </ul>	<p><b>Reinvent customer relationships</b></p> <ul style="list-style-type: none"> <li>• Honor your customers above all else</li> <li>• Use two-way communications to sync with customers</li> <li>• Profit from the information explosion</li> </ul>	<p><b>Build operating dexterity</b></p> <ul style="list-style-type: none"> <li>• Simplify whenever possible</li> <li>• Manage systemic complexity</li> <li>• Promote a mindset of being fast and flexible</li> <li>• Be “glocal”</li> </ul>
--	---	---

---

*“The world is non-linear, so the ability to cut through complexity relies on processing a large amount of information quickly and extracting nuggets to make quick decisions. Building advantage will be an outcome of dealing with complexity better than our competitors.”*

**Industrial Products CEO, Australia**

---

We invite senior leaders to use this latest Global CEO Study to spur ongoing discussions about how to navigate the hurdles of complexity and how to prosper because of it. As your organisation explores many options to capitalise on complexity, we look forward to working with you.

## For further information

For more information about this study, please contact one of the IBM leaders below. Or, visit [ibm.com/capitalizingoncomplexity](http://ibm.com/capitalizingoncomplexity) or send an e-mail to the IBM Institute for Business Value at [iibv@us.ibm.com](mailto:iibv@us.ibm.com).

<i>Australia</i>	<b>Matt English</b>	<a href="mailto:matt.english@au1.ibm.com">matt.english@au1.ibm.com</a>
<i>Australia</i>	<b>Paul Miller</b>	<a href="mailto:paulm@au1.ibm.com">paulm@au1.ibm.com</a>
<i>New Zealand</i>	<b>Ross Pearce</b>	<a href="mailto:ross.pearce@nz1.ibm.com">ross.pearce@nz1.ibm.com</a>
<i>IBM Institute for Business Value</i>	<b>Peter Korsten</b>	<a href="mailto:peter.korsten@nl.ibm.com">peter.korsten@nl.ibm.com</a>



## How our research was conducted

Between September 2009 and January 2010, we met face-to-face with 1,541 CEOs, general managers and senior public sector leaders representing organisations of all sizes in 60 countries and 33 industries, to better understand their challenges and goals. Our response sample in each region has been weighted according to actual regional Gross Domestic Product (GDP) for 2008.<sup>2</sup>

We also analysed the differences between financial standouts and other organisations, based on their long- and short-term performance relative to their peers, where this information was available. We used four-year operating margin compound annual growth rates from 2003 to 2008 to measure long-term performance; and one-year operating margin growth rates from 2008 to 2009 to measure short-term performance. This enabled us to identify the “Standout” organisations that were able to improve their operating margins in both the long and short term.

## About IBM Global Business Services Strategy & Change

IBM Global Business Services offers one of the largest Strategy & Change organisations in the world, with over 3,250 strategy professionals. IBM Strategy & Change practitioners help clients develop, align and implement their vision and business strategies to drive growth and innovation.

## About the IBM Institute for Business Value

The IBM Institute for Business Value, part of IBM Global Business Services, develops fact-based strategic insights for senior business executives around critical industry-specific and cross-industry issues. This Global Chief Executive Officer Study is part of our ongoing C-Suite Study Series.

© Copyright IBM Corporation 2010

IBM Global Business Services  
Route 100  
Somers, NY 10589  
U.S.A.

Produced in the United States of America  
May 2010  
All Rights Reserved

IBM, the IBM logo and [ibm.com](http://ibm.com) are trademarks or registered trademarks of International Business Machines Corporation in the United States, other countries, or both. If these and other IBM trademarked terms are marked on their first occurrence in this information with a trademark symbol (® or ™), these symbols indicate U.S. registered or common law trademarks owned by IBM at the time this information was published. Such trademarks may also be registered or common law trademarks in other countries. A current list of IBM trademarks is available on the Web at “Copyright and trademark information” at [ibm.com/legal/copytrade.shtml](http://ibm.com/legal/copytrade.shtml)

Other company, product and service names may be trademarks or service marks of others.

References in this publication to IBM products and services do not imply that IBM intends to make them available in all countries in which IBM operates.

Notes and sources

- 1 For readability, we have referred to this collective group as “CEOs.”
- 2 IMF World Economic Outlook Database. “2008 Actual Regional GDP.” October 2009. . <http://www.imf.org/external/pubs/ft/weo/2009/02/weodata/index.aspx>